



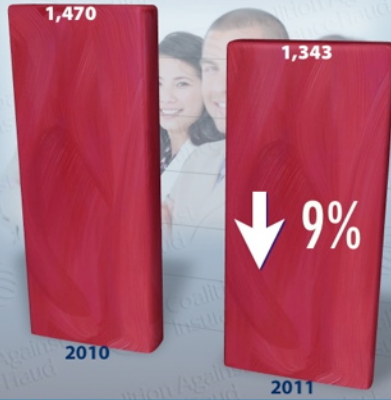
Study of State Insurance Fraud Bureaus

Employees

Down for third straight year

■ Employees

Survey of State Insurance Fraud Bureaus
Source: Coalition Against Insurance Fraud



www.InsuranceFraud.org

Study of State Insurance Fraud Bureaus

Budgets

Average: \$4.2M

■ Budgets in millions

Survey of State Insurance Fraud Bureaus
Source: Coalition Against Insurance Fraud



www.InsuranceFraud.org

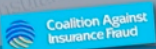
Study of State Insurance Fraud Bureaus

Referrals

Economy-driven fraud

■ Referrals

Survey of State Insurance Fraud Bureaus
Source: Coalition Against Insurance Fraud



www.InsuranceFraud.org

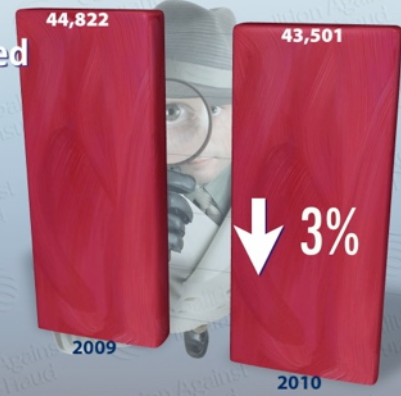
Study of State Insurance Fraud Bureaus

Cases opened

Average caseload increased

■ Cases opened

Survey of State Insurance Fraud Bureaus
Source: Coalition Against Insurance Fraud



www.InsuranceFraud.org


Study of State Insurance Fraud Bureaus

Arrests

Likely to be down again in 2011

■ Cases opened

Survey of State Insurance Fraud Bureaus
Source: Coalition Against Insurance Fraud



www.InsuranceFraud.org

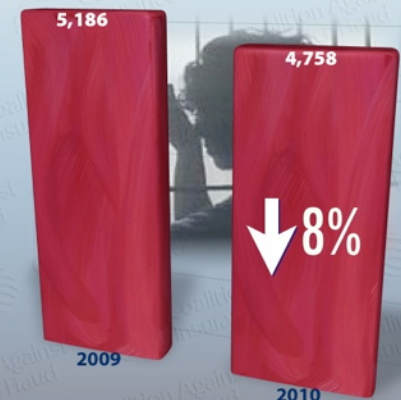
Study of State Insurance Fraud Bureaus

Convictions

Likely to be down again in 2011

■ Convictions

Survey of State Insurance Fraud Bureaus
Source: Coalition Against Insurance Fraud



www.InsuranceFraud.org

Study of State Insurance Fraud Bureaus



Coalition Against Insurance Fraud

Quantitative survey of state insurance fraud bureaus — 2011

Note: Only aggregate information from survey results will be published. Individual responses from fraud bureaus will remain confidential. Please answer all questions.

16%

1. So far in 2011, has your unit's budget been reduced, either formally or by some other means?
 Yes No If Yes, by what amount? \$ _____

3%

2. So far in 2011, has there been any attempts to divert or re-channel anti-fraud resources to other areas either within your parent area or government?
 Yes No

13%

3. So far in 2011, have any positions in your unit been eliminated?
 Yes No
 If Yes, how many _____ and what type of positions _____

37%

4. So far in 2011, have any positions remained unfilled at the request of your parent agency or others?
 Yes No
 If Yes, how many _____ and what type of positions _____

5. So far in 2011, how would you describe the volume of cases and referrals you have received in the following areas:

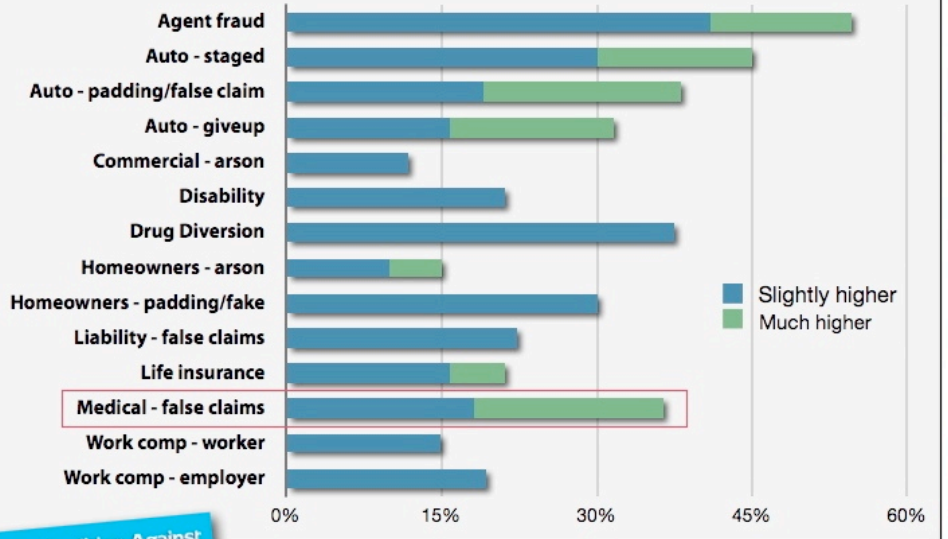
	Lower	About the same	Slightly higher	Much higher	Not applicable



www.InsuranceFraud.org

Study of State Insurance Fraud Bureaus

State Fraud Bureau Severity Index



www.InsuranceFraud.org